



Year Group: 7
Term: Spring 1
Subject: Music
Topic: Elements of Music, Notation and Research

Name: _____ **Form:** _____

Subject Teacher: _____ **Group (If known):** _____

Date given: 6th February 2017 **Date to hand in:** 20th February 2017

Level achieved in this Home Learning Booklet:	Effort in this Home Learning Booklet:	Achievement Points this Home Learning Booklet:
	1	1 for Effort = 2 Achievement Points
	2	2 for Effort = 1 Achievement Points
	3 4	3 or 4 for Effort = 0 Achievement Points
	1 = Excellent 4 = Needs major improvement	

Teacher feedback: Teachers will tick the appropriate boxes and highlight the appropriate terms when giving feedback on the work completed

WWW (what went well)		EBI (even better if)	
<input type="checkbox"/>	You show a clear understanding of the elements of music	<input type="checkbox"/>	Check your elements of music descriptions
<input type="checkbox"/>	Good understanding of notation shown	<input type="checkbox"/>	More work needed on notation
<input type="checkbox"/>	Good knowledge of instruments	<input type="checkbox"/>	More work needed on instruments
<input type="checkbox"/>	Good research	<input type="checkbox"/>	More effort needed with your research
<input type="checkbox"/>		<input type="checkbox"/>	
<input type="checkbox"/>	Other	<input type="checkbox"/>	Other

Other Feedback:

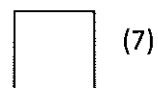
Student response:

Accuracy of punctuation, spelling and grammar

1. The Elements of Music

Write a definition for each of these elements of music.




Element	Description of element
Texture	
Timbre	
Structure	
Duration	
Dynamics	
Pitch	
Tempo	



You need to learn these words and spellings for a test in your music lesson.

Make some flash cards to help you to revise and ask someone to test you.

2. Complete the table below with the correct **note**, **number of beats** or **name of note**:

Note	Number of beats	Name of note
		Semibreve
	2 beats	
		Crotchet
		
	2 x 1/2 beat notes	2 quavers
		
		4 semiquavers

/12


a) What is the name given to the 5 lines that the notes are written on? _____

b) What is the sentence we use to remember the name of the notes that are on the 5 lines? _____

c) What is the word we use to remember the names of the 4 notes in the spaces? _____ /3

d) Draw a treble clef at the start of the 5 lines below *


e) Write the letters of the notes on the lines provided.



* eg, E _____

/10

f) Put the notes in the correct place to spell the words written below the stave



eg. B E D E G G C A B F E D C A F E D A D

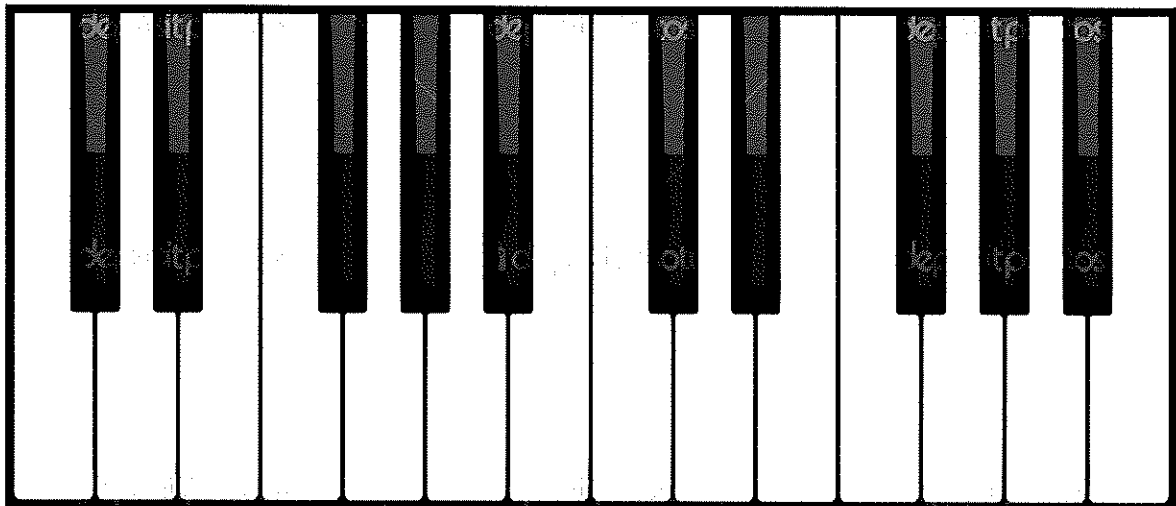
/5

g) Make up 5 of your own words and put the notes in the correct place on the stave



/5

3. Write the letters of the notes in the correct place on the white keys on the keyboard.



/3

4. Instruments of the orchestra. Fill in the table below with the names of at least 5 instruments from each family.

Strings	Woodwind
Brass	Percussion

/10

5. Choose one instrument from each of the families above. You need to write a description of the instrument.

/10

6. Research two composers and write 10 facts about them in your own words.

Mozart:

1. _____
2. _____
3. _____
4. _____
5. _____
6. _____
7. _____
8. _____
9. _____
10. _____

/10

Beethoven

1. _____
2. _____
3. _____
4. _____
5. _____
6. _____
7. _____
8. _____
9. _____
10. _____

/10

7. Research and produce a mind map or information page with details about music from a different country. You need to include at least 10 pieces of information. You will also be marked for the presentation of your work.

- Mrs Goff's classes – Indonesian Gamelan

- Mr Oliver's classes – Chinese Music