



Year Group:	<u>Y7</u>
Term:	<u>Autumn 1</u>
Subject:	<u>Technology</u>
Topic:	<u>Workshop Safety</u>

--

Name: _____	Form: _____
Subject Teacher: _____	Group (If known): _____
Date given: 2 nd October 2017	Date to hand in: 9 th October 2017

Level achieved in this Home Learning Booklet:	Effort in this Home Learning Booklet: A= Excellent effort D= Poor effort	Achievement Points this Home Learning Booklet:
	A	A for Effort = 3 Achievement Points
	B	B for Effort = 2 Achievement Points
	C	C for Effort = 1 Achievement Points
	D	D for Effort = 0 Achievement Points

Teacher feedback: Teachers will tick the appropriate boxes and highlight the appropriate terms when giving feedback on the work completed

WWW (what went well)		EBI (even better if)	
<input type="checkbox"/>		<input type="checkbox"/>	
<input type="checkbox"/>		<input type="checkbox"/>	
<input type="checkbox"/>		<input type="checkbox"/>	
<input type="checkbox"/>		<input type="checkbox"/>	
<input type="checkbox"/>		<input type="checkbox"/>	
<input type="checkbox"/>	Other	<input type="checkbox"/>	Other

Other Feedback:

Student response:

Accuracy of punctuation, spelling and grammar

Workshop safety-RECAP

Safety in the workshop is very important.
You should always know what things to do to keep safe and practice them to keep safe all the time in the workshop.

SAFETY RULES

Do not run.

WHY _____

Tie back long hair.

WHY _____

Wear an apron.

WHY _____

Wear goggles when told to do so.

WHY _____

Always listen to instructions given by your teacher.

**NEVER USE MACHINERY
UNLESS TOLD TO BY
YOUR TEACHER.**



Name

Process

.....

.....



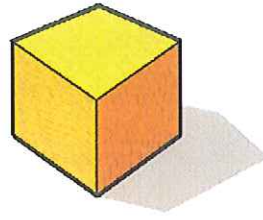
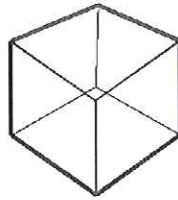
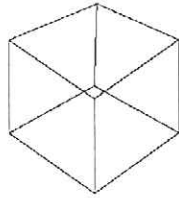
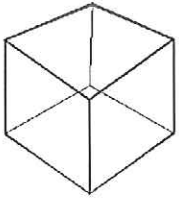
Name

Process

.....

.....

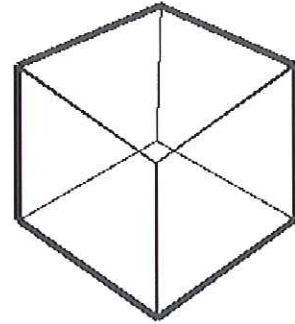
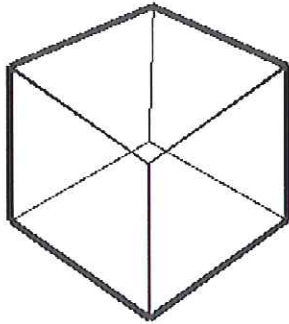
Isometric and ACCESSFM- Summary



Look at the examples above...

Draw 4 isometric cubes in the box below, you should see an improvement between the first and last.

Add shading to the two drawn for you below.



In lessons you have evaluated using ACCESSFM. Circle the correct answer for each

What does the A stand for?

Anthropometrics Aesthetics Access Age

[1 mark]

What does the E stand for?

Envelope Environment Easiness Ergonomics

[1 mark]

What does the F stand for?

Full Fraction Function Fluid

[1 mark]

What does the C stand for?

Cost CAM Customer CAD

[2 marks]

What does the S stand for?

Satisfactory Suitability Size Safety

[2 marks]

Design Theme: A Halloween Poster advertising a Halloween event

An events organiser has commissioned you produce some graphics to advertise Halloween events.

Design Specification

YOU MUST DESIGN A HALLOWEEN POSTER.

The Halloween Poster must:

- Include a character.
- Include the words Happy Halloween, the date and time of the event.
- Include the colours orange, purple and black

1) Sketch your design below and render using pencil crayons-

SEE MRS CAWLEY OR MR SHELDON FOR PENCIL CRAYONS IF YOU NEED THEM

