













LIGHTING – KEY TERMS

Lighting is used to:

- Communicate time of day and place in a scene
- Convey a specific atmosphere or mood in a scene
- Create a particular effect (e.g. flashing lights for thunder or disco lights)

Term	Image	Description
Gel		Coloured plastic which is put in front of a light to change its colour
Gobo		A metal stencil put in front of a light to change its shape
Cyclorama		A large white screen which is lit using floodlights or can be projected onto
Lighting Desk		A system for operating lighting – could be a manual desk or a computer programme
Rig		Placed above the stage, used to hang lights from
Follow spot		Used as a spotlight to follow performers around the stage
Profile		A light which provides a strong beam of light with sharp edges. You can adjust the angle, shape and size of this light.
Fresnel		A light which provides soft edges and a warm glow of light, used with flaps called barn doors. You can adjust the angle and size of this light.
Par Can		A light which is mostly used for creating a wash and filling the space. You can adjust the angle of this light
Strobe		A flashing effect
Wash		Light spreading across the whole of the stage
Shadow		Created where light is blocked by an object




Home Learning 3 - Music
Year 7 - Unit 2



Notation (Due w/b 24/11/25)

Note	Number of beats	Name
	4	Semibreve
	2	Minim
	1	Crotchet
	1/2	Quaver
	1/4	Semiquaver
	1	2 x quavers
	1	4 x semiquavers

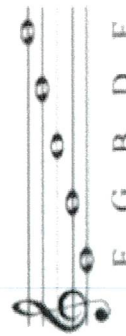


Treble clef

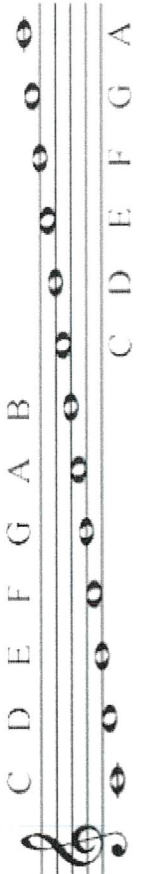

Notes in the spaces – FACE

Notes with the lines through – EGBDF (Every Green Bus Drives Fast)

Line Notes



Space Notes

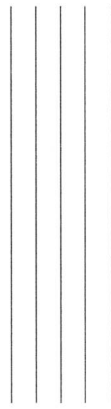


Home Learning - Read and use the information about notation to answer the questions. You will be tested on this the next lesson.

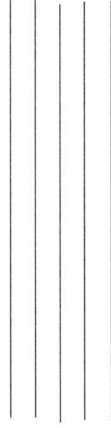
1	What is the name of a 4 beat note?	
2	Draw a 2 beat note	
3	What is the name of a 1 beat note?	
4	Draw two 1/2 beat notes together	
5	Draw one semiquaver	
6	What is the sentence that we use for notes with lines through them?	
7	What word do we use for notes in the spaces?	
8	Draw a treble clef	

On the staff below, put the notes on the lines and in the spaces:

Lines:



Spaces:



E G B D F F A C E

Now write the names of the notes below the staff (they will spell words):

